













Online security is important for all RBFCU members



The security of your online information is one of our top priorities. Here are some things you can do to help keep you and your family secure while using the internet.

		
Use a complex password for your Online Banking account. A combination of 12 or more letters, numbers and symbols is most secure.	Change your Online Banking password on a regular basis, at least every 90 days.	Don't reuse your Online Banking username and password to sign in to other websites.
		
Enable one-time passcodes (OTP) for your Online Banking account. Sign in, visit "My Profile" and then "Security Center" to set up OTP.	Whenever possible, use some form of two-factor (2FA) or multifactor authentication (MFA) so a cracked password isn't as likely to compromise your account.	Avoid using public Wi-Fi at places like stores and restaurants, especially when accessing your Online Banking account.
		
Protect your computer and mobile device by updating your operating system, apps and anti-virus software as soon as updates are available.	Turn off your computer when you're not using it.	If you must use public Wi-Fi networks, install a virtual private network (VPN) app on your device.
		
Never open email attachments from people you don't know, and be wary of forwarded attachments – even from friends and family.	Use a lock screen on your phone to prevent thieves from gaining access to your accounts if your phone is lost or stolen.	Check an app's reviews before downloading it to your phone to help make sure it's trustworthy.



For more information, visit rbfcu.org/security